
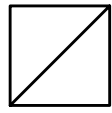


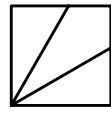
ALCUNI SCHEMI POSSIBILI



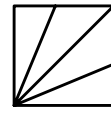
GIRO A 90°



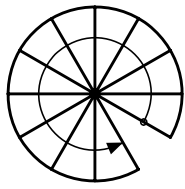
GIRO A 45°



GIRO A 30°

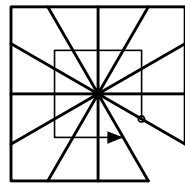


GIRO A 22,5°



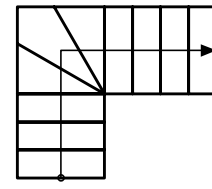
S1

SCALA CHIOCCIOLA
CIRCOLARE
COLONNA CENTRALE



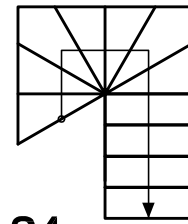
S2

SCALA CHIOCCIOLA
QUADRA
COLONNA CENTRALE



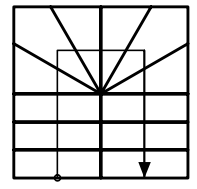
S3

SCALA 2 RAMPE



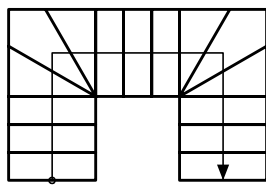
S4

SCALA 3 RAMPE



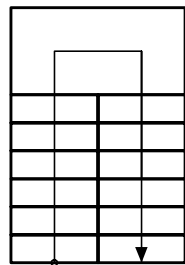
S5

SCALA 3 RAMPE



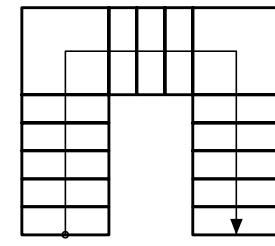
S6

SCALA 3 RAMPE



S7

SCALA 2 RAMPE



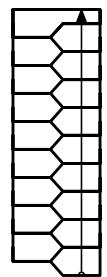
S8

SCALA 3 RAMPE



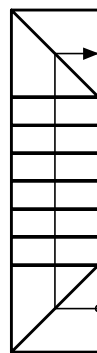
S9

SCALA 1 RAMPA
RETTILINEA



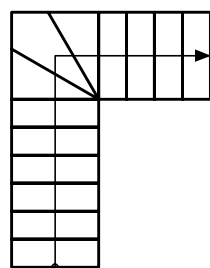
S10

SCALA 1 RAMPA
RETTILINEA PEDATA
ALTERNATA



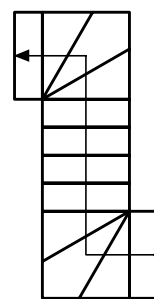
S11

SCALA 3 RAMPE



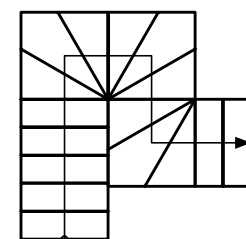
S12

SCALA 2 RAMPE



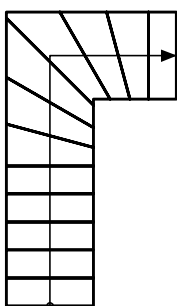
S13

SCALA 3 RAMPE



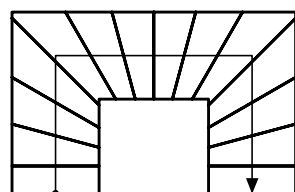
S14

SCALA 4 RAMPE



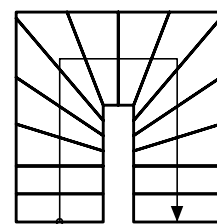
S15

SCALA 2 RAMPE
GRADINI A PIE' D'OCA




S16

SCALA 3 RAMPE
GRADINI A PIE' D'OCA



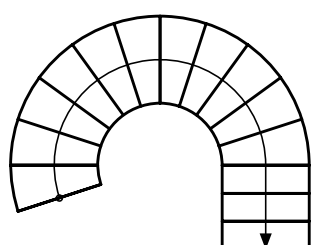
S17

SCALA 3 RAMPE
GRADINI A PIE' D'OCA



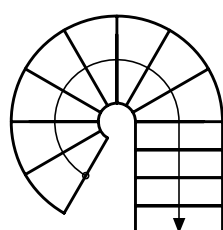
S18

SCALA 3 RAMPE
RACCORDO CIRCOLARE
GRADINI A PIE' D'OCA



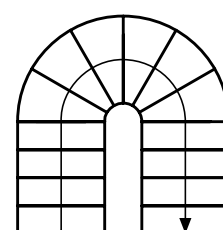
S19

SCALA CIRCOLARE
CURVATURA LARGA
ELICOIDALE



S20

SCALA CIRCOLARE
CURVATURA STRETTA
SENZA COLONNA CENTRALE
ELICOIDALE



S21

SCALA 2 RAMPE
RACCORDO CIRCOLARE
CURVATURA STRETTA
SENZA COLONNA CENTRALE